

Kennebec Valley Community Action Program

Kennebec Valley Community Action Program (KVCAP) is a Regional Transportation Program providing transit services in central Maine.

Service Description and Fares

KV Van is a demand-response, door-to-door, accessible transportation service available to residents of Kennebec and Somerset Counties. KV Van is available by appointment for MaineCare members and others seeking transportation to medical and social services, such as dialysis, adult day programs, and cancer treatment, among others.

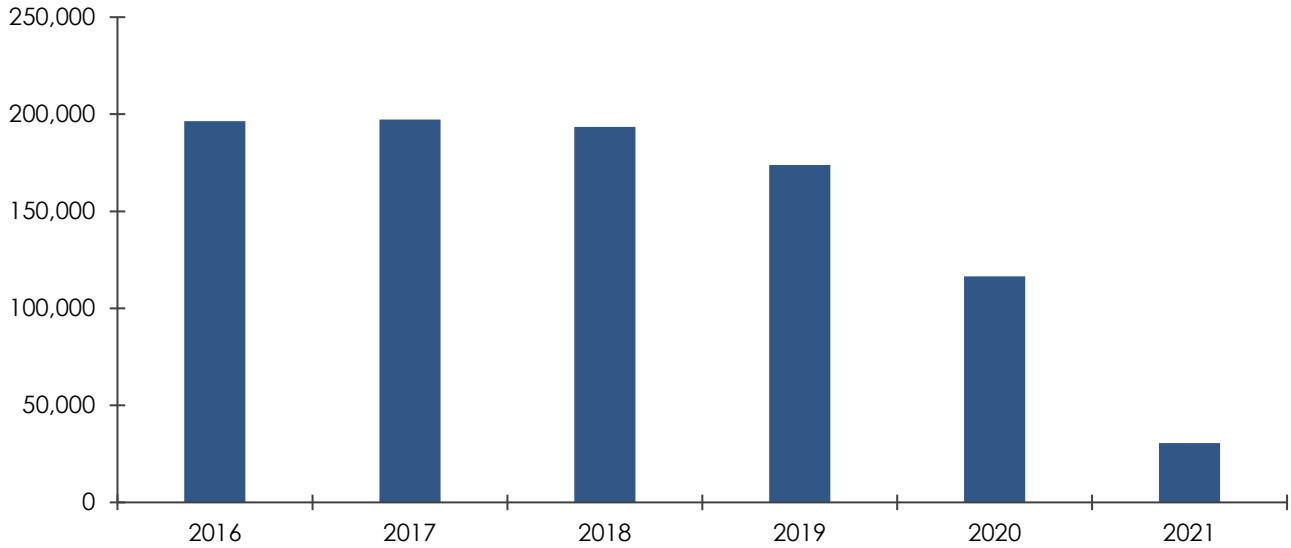
In Augusta, Waterville, and Skowhegan, KV Van is available to the general public by appointment, Monday-Friday, 8:30 AM–4:00 PM. Individuals may request trips to and from any location within each service zone, including for shopping, employment, and recreational activities, among others.

KV Van also operates an intercity run between Waterville and Augusta weekdays.

Ridership

Total ridership for 2016 through 2021 is shown in Figure 1. From 2016 through 2018, ridership remained just under 200,000. From 2019 onwards, ridership dropped to approximately 116,000 in 2020 and approximately 30,000 in 2021.

Figure 1 KVCAP Annual Unlinked Trips (2016–2021)



Modal Operating Characteristics

Revenue miles and revenue hours are shown in Figure 2 and Figure 3. From 2016 through 2018, revenue miles increased from 1 million to just under 1.3 million. Following 2018, revenue miles declined, falling to just over 200,000 revenue miles in 2021. Revenue hours followed a similar pattern, peaking at roughly 75,000 in 2018 and falling to approximately 17,000 in 2021.

Figure 2 KVCAP Vehicle Revenue Miles (2016–2021)

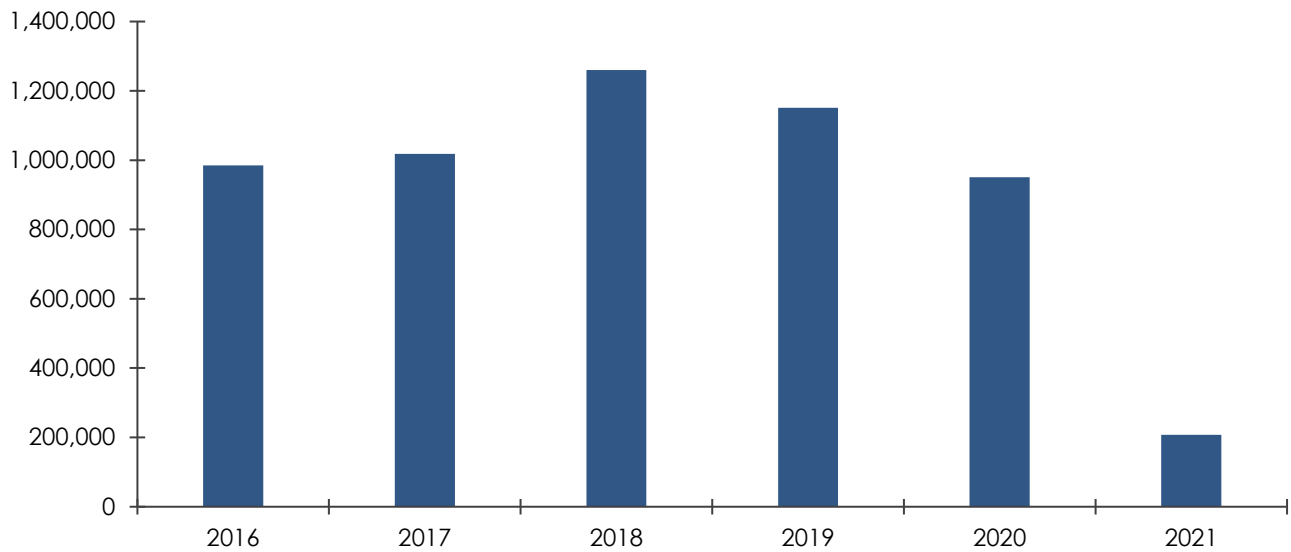
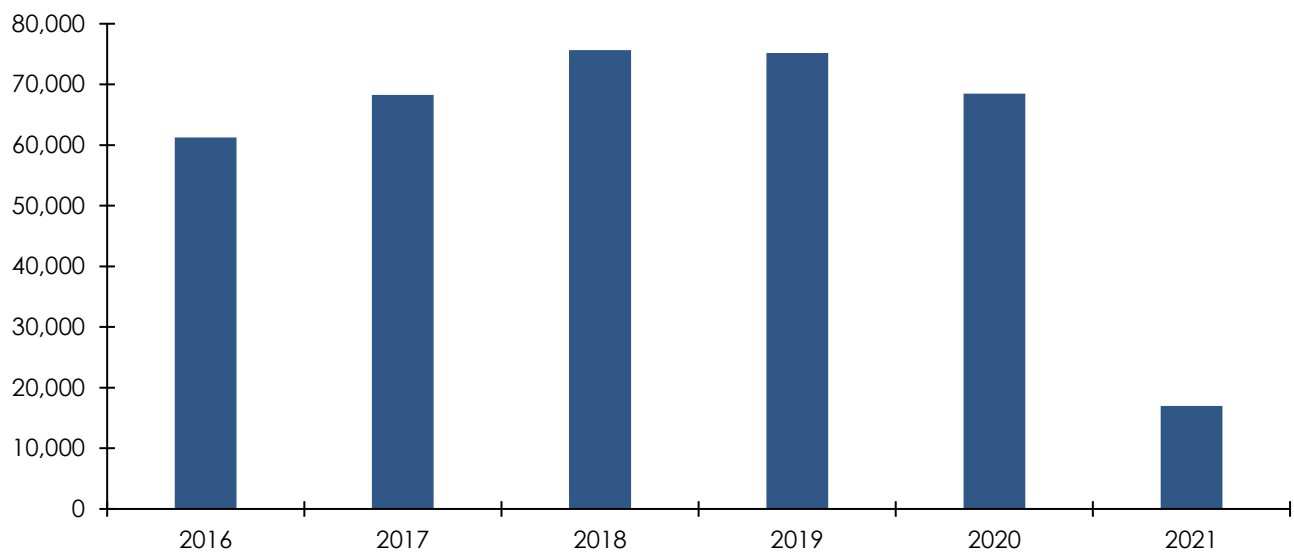


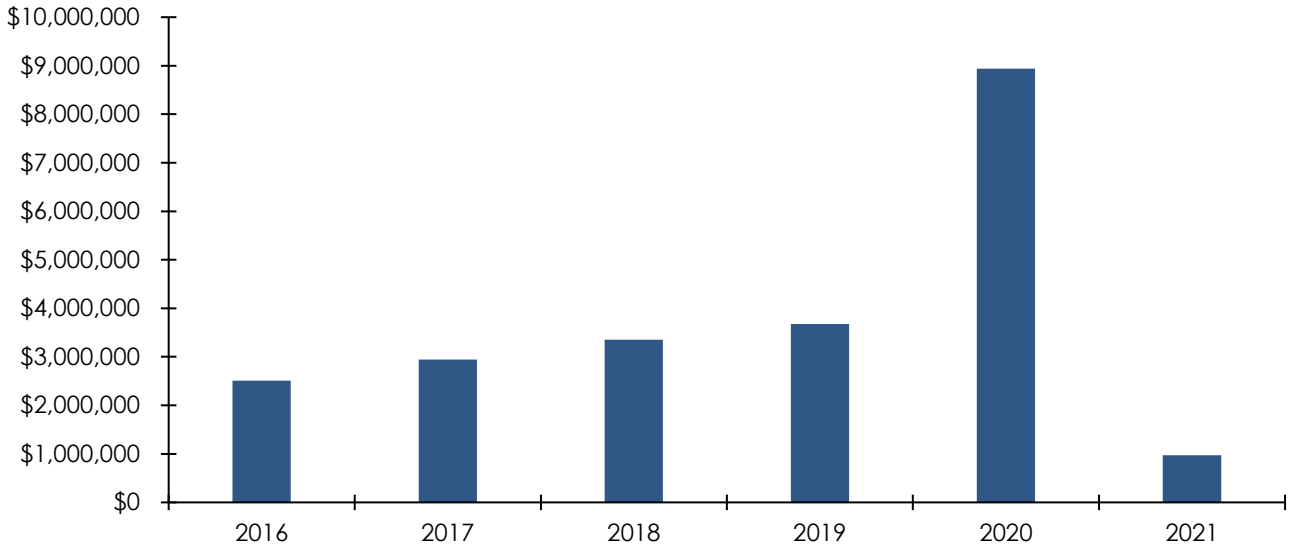
Figure 3 KVCAP Vehicle Revenue Hours (2016–2021)



Budget Metrics

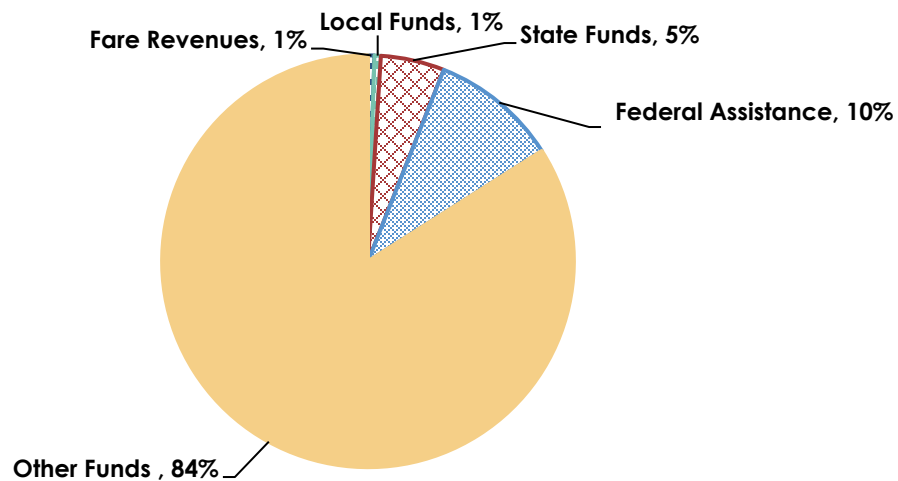
Annual operating expenses for 2016 through 2021 are shown in Figure 4. Operating expenses varied across the entire period. Following a gradual increase in previous years, operating expenses rose to nearly \$9 million in 2020 before dropping to under \$1 million in 2021.

Figure 4 KVCAP Operating Expenses (2016–2021)



The breakdown of operating expense funding sources for 2020 is shown in Figure 5. In 2020, Other Funds accounted for 84 percent of operating expense funding. Remaining funding was primarily split between federal assistance and state funds.

Figure 5 KVCAP Operating Funding Sources (2020)



Service efficiency metrics are shown in Figure 6 and Figure 7. Both vehicle revenue mile and vehicle revenue hour operating expenses followed similar patterns to overall operating expenses. This included increases to over \$9.00 and \$130 respectively in 2020. Following these increases, vehicle revenue mile and vehicle revenue hour operating expenses dropped to under \$5.00 and \$60.00 respectively.

Figure 6 KVCAP Operating Expenses per Vehicle Revenue Mile (2016–2021)

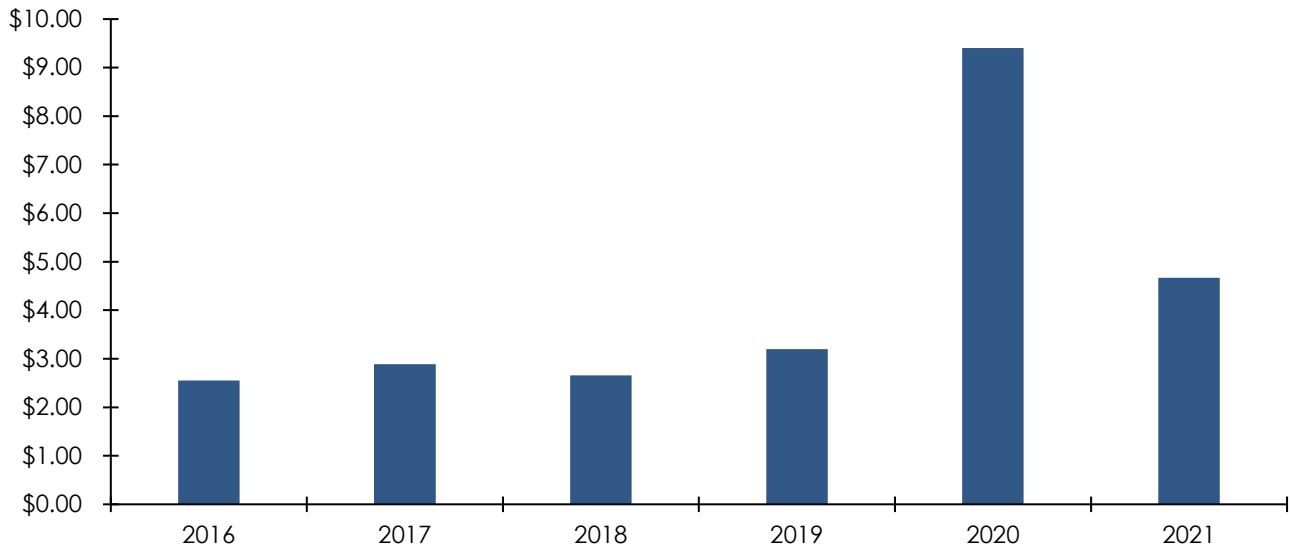
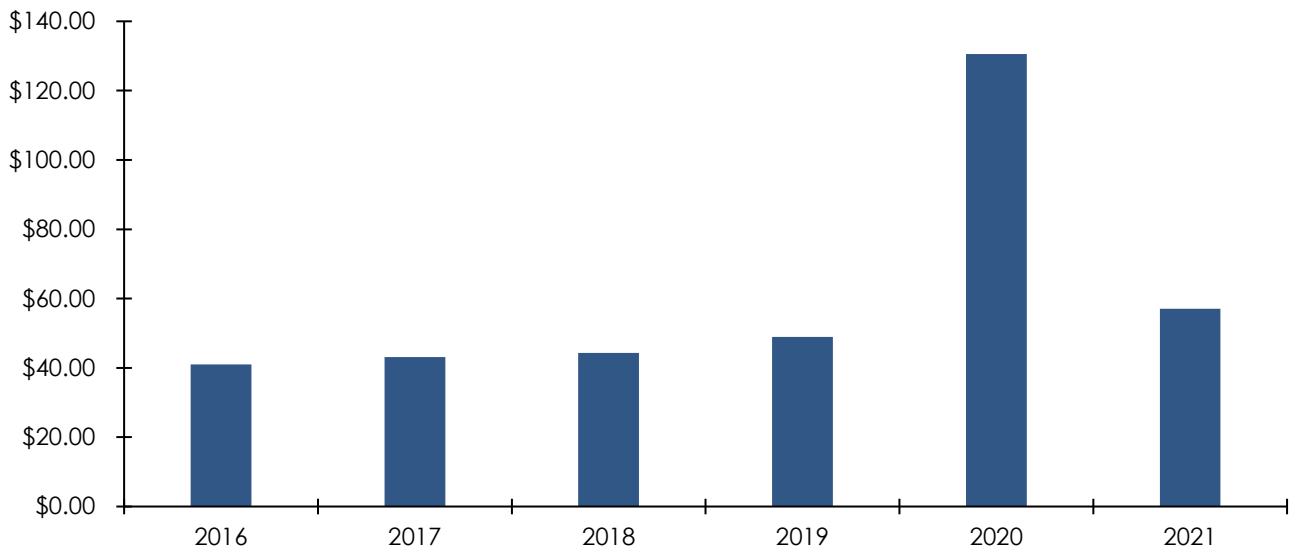
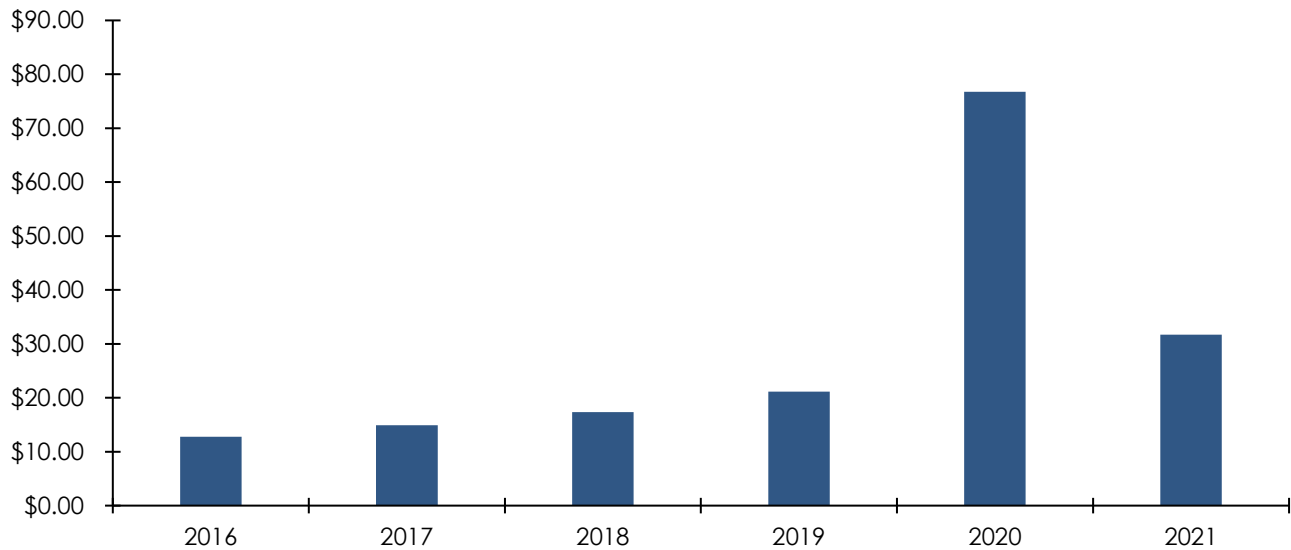


Figure 7 KVCAP Operating Expenses per Vehicle Revenue Hour (2016–2021)



Operating expenses per unlinked passenger trip are shown in Figure 8. Per passenger operating expenses also varied, including an increase to \$70.00 in 2020. In 2021, per passenger operating expenses dropped to approximately \$30.00.

Figure 8 KVCAP Operating Expenses per Unlinked Passenger Trip (2016–2021)



Organizational Management Structure

Management of KVCAP is comprised of:

- » Senior Transportation Director
- » Transportation Operations and Business Director
- » Director of Fleet Operations

Asset Management

Transit asset management of KVCAP is conducted through the Maine Tier II Transit Asset Management Plan for rural transit agencies. In 2022, the KVCAP fleet consisted of:

- » 57 revenue vehicles

The KVCAP fleet utilized for maximum service consisted of:

- » 45 demand response vehicles
- » 12 buses

Technology Capabilities

- » **Asset Management Software:** Fleetio